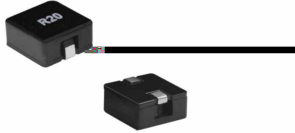




FHC Series

SMD Flat Wire High Current Inductor

Size 1890



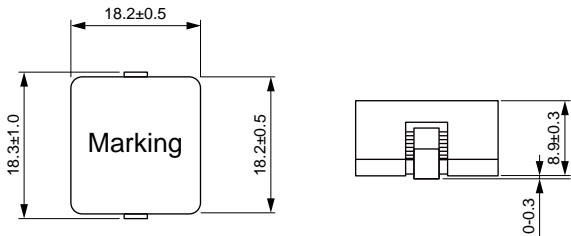
CHARACTERISTICS

- Low Rdc with flat wire design
- Low copper losses at high frequency
- Magnetic shielded structure
- Quantity: 150pcs

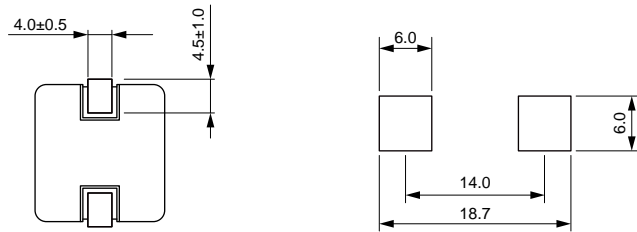
APPLICATION

- High current DC/DC converter
- LC filter

Dimensions: [mm]



Land Pattern: [mm]



Electrical Properties:

Part No	Inductance (μH)	Tolerance	Temperature Rise Current (A)	Saturation Current (A)	DC Resistance Typ. (mΩ)	DC Resistance Max. (mΩ)
FHC1890-R82M	0.82	±20%	41.5	65.0	0.54	0.59
FHC1890-1R3M	1.30	±20%	34.5	62.0	0.94	1.03
FHC1890-1R9M	1.90	±20%	32.5	52.0	1.20	1.30
FHC1890-2R6M	2.60	±20%	31.5	50.0	1.58	1.74
FHC1890-3R5M	3.50	±20%	22.5	37.0	3.10	3.40
FHC1890-4R5M	4.50	±20%	20.5	37.0	3.40	3.70
FHC1890-5R6M	5.60	±20%	19.0	33.0	3.70	4.10
FHC1890-6R8M	6.80	±20%	18.5	27.0	4.10	4.50
FHC1890-100M	10.0	±20%	15.0	21.5	6.90	7.60

Operating Temperature: -40°C to +125°C

Temperature Rise Current: the actual value of DC current when the temperature rise is 150°C

Saturation Current that will cause initial inductance to drop approximately 30%



Typical Electrical Characteristics:

