



NRSA Series

SMD Power Inductors For Automotive

Size 3012B

FEATURES

- (Temperature rise)
- AEC-Q200 qualified
-
-
-
- Quantity: 2000pcs

APPLICATION

-

Dimensions: [mm]

Land Pattern: [mm]

KOHER Electronics
F9, No. 4188, Huaning Rd, M
021-34753361 Contact@koh



Electrical Properties:

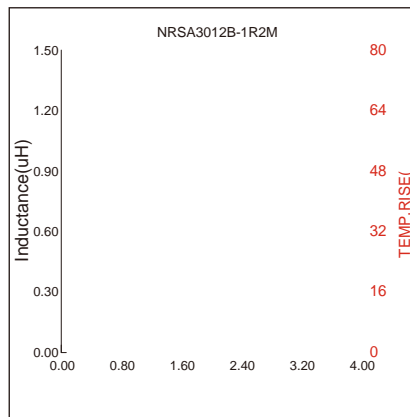
Part No	Inductance @ 100KHz/1V	Tolerance	Temperature Rise Current Typ. (A)	Temperature Rise Current Max. (A)	Current Typ. (A)	Current Max. (A)	DC Resistance ±20%
NRSA3012B-1R0M	1.00	±20%	2.80	2.60	3.60	3.30	43
NRSA3012B-1R2M	1.20	±20%	2.60	2.40	3.30	3.00	60
NRSA3012B-1R5M	1.50	±20%	2.60	2.30	2.60	2.30	60
NRSA3012B-2R2M	2.20	±20%	2.20	1.80	2.40	2.10	100
NRSA3012B-2R7M	2.70	±20%	1.80	1.60	2.10	1.90	112
NRSA3012B-3R3M	3.30	±20%	1.70	1.50	1.60	1.45	115

Saturation Current will cause L to drop approximately 30%

Temperature Rise Current: The actual value of DC current when the temperature rise is $\Delta T=40^{\circ}\text{C}$



Typical Electrical Characteristics:





Soldering Reflow:

Preheat condition: 150 ~200 °C / 60~120 sec.

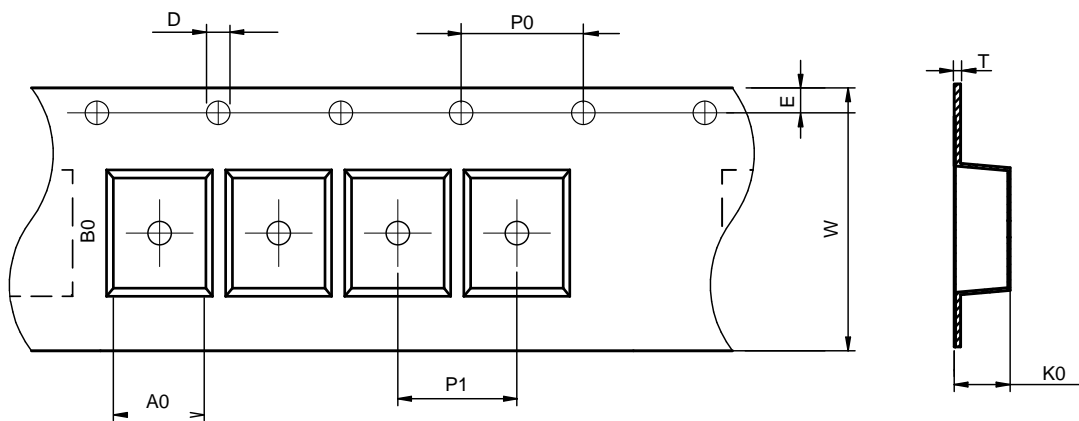
Allowed time above 217 °C: 60~90 sec.

Max temperature: 260 °C.

Allowed Reflow time: 2x max.

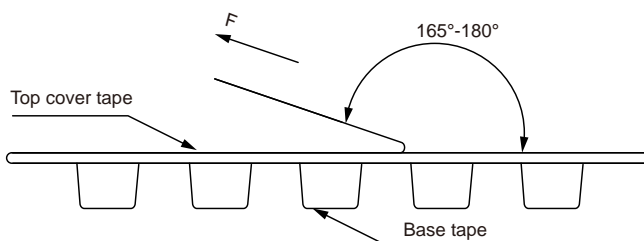
Packaging Information:

Tape Dimension :



Series	A0 (mm)	B0 (mm)	D (mm)	P0 (mm)	P1 (mm)	W (mm)	K0 (mm)	E (mm)	T (mm)
NRSA3012B	3.3±0.1	3.3±0.1	1.5±0.1	4.0±0.1	4.0±0.1	8.0±0.1	1.4±0.1	1.75±0.1	0.23±0.05

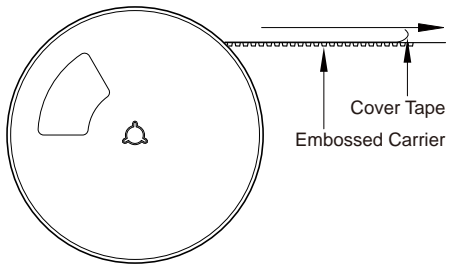
Peel force of top cover tape:



The peel force of top cover tape shall be between 0.3 to 1.17 N



Reel Dimension: [mm]



Packaging Quantity: