



Part No	Inductance (μH)	Tolerance	Satura on current (A)	Temperature Rise Current (A)	DCR ±30% (m )	Test Condi on
	68					
	82				245	
					538	

° °

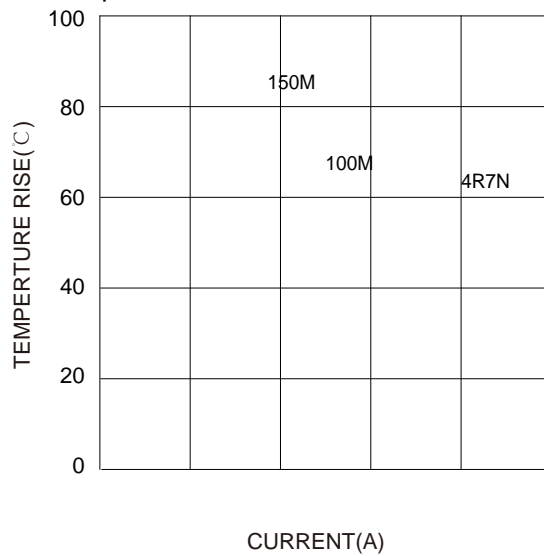
°

### Typical Electrical Characteristics:

Inductance VS. Current Characteristics:



Temperature Rise VS. Current Characteristics:



## Soldering Reflow:

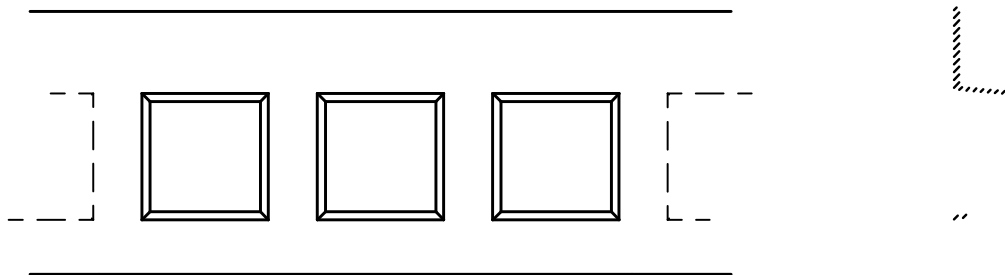
Preheat condition: 160 ~180 °C / 160 sec.

Allowed time above 220 °C : 50 sec.

Max temperature: 250 °C .

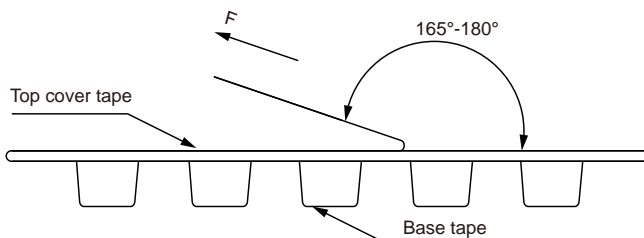
## Packaging Information:

Tape Dimension :



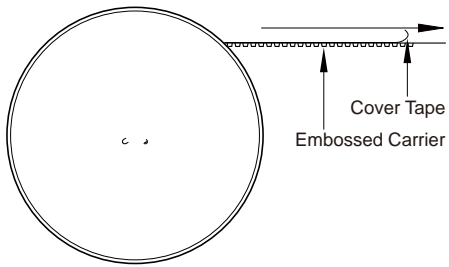
Series	A0 (mm)	B0 (mm)	D (mm)	P0 (mm)	P1 (mm)	W (mm)	K0 (mm)	E (mm)	T (mm)
@DE7* " &"	+ž&" f " ž#	+ž&" f " ž#	#ž " f " ž#	&ž" " f " ž#	#\$ž" " f " ž#	#(ž" " f " ž%	&ž&" f " ž#	#ž)' f " ž#	" ž&" f " ž'

Peel force of top cover tape:



FZWbWVYadJMaXfab UahWifSbWeZS^TWTWfi WVV " ž" %fa " ž+\* @

Reel Dimension: [mm]



Packaging Quantity: