

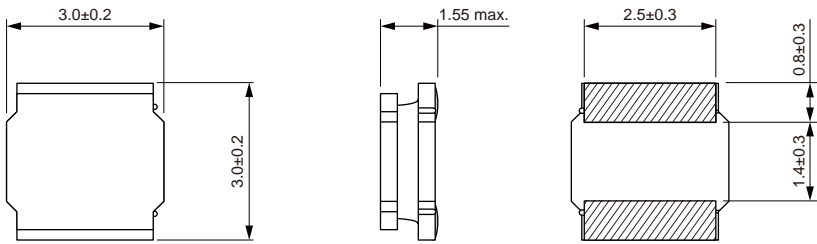


NRSM Series

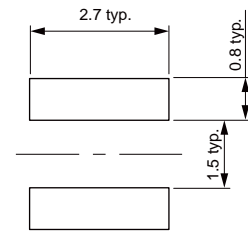
Wire Wound SMD Power Inductor

Size 3015

Dimensions: [mm]



Land Pattern: [mm]



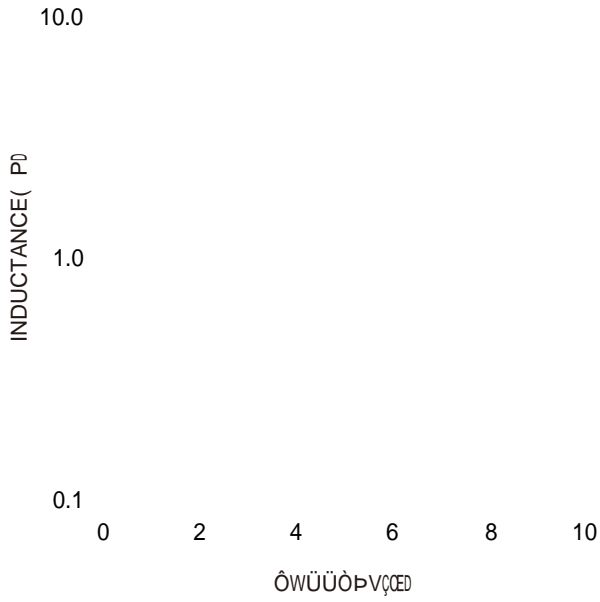
Electrical Properties:

Tolerance	Temperature Rise Current Typ. (A)	Temperature Rise Current Max. (A)	Saturation Current Typ. (A)	Saturation Current Max. (A)	DC Resistance Typ. (Ω)	DC Resistance Max. (Ω)
±20%	5.90	5.00	11.0	8.80	0.0154	0.019
±20%	5.90	5.00	10.6	8.60	0.0154	0.019
±20%	5.80	4.90	10.0	8.00	0.016	0.021
±20%	5.00	4.60	9.50	7.60	0.020	0.026
±20%	4.50	3.80	8.30	7.00	0.028	0.0365
±20%	3.80	3.30	7.00	5.80	0.037	0.048
±20%	2.70	2.20	5.50	4.60	0.055	0.072
±20%	2.50	2.20	4.60	3.70	0.074	0.095
±20%	2.30	2.20	3.40	3.00	0.110	0.150
±20%	1.90	1.70	3.00	2.50	0.150	0.185
±20%	1.35	1.20	2.40	2.00	0.245	0.320
±20%	1.20	1.10	2.00	1.60	0.350	0.450
±20%	1.20	1.10	1.75	1.45	0.460	0.610



Typical Electrical Characteristics:

Inductance VS. Current Characteristics:



Temperature Rise VS. Current Characteristics:

